

We want to thank you for trusting your precious plants to Floracle.
That means a lot to us.

The Floracle enclosure is made from Eucalyptus wood, and we painstakingly sanded, coated, assembled and tested every single Floracle by hand. Small variations and irregularities are part of that process and contribute to the charm and authenticity of the product.

Wood is 'alive': it warps, shrinks and expands, even years after being processed. That means parts of the enclosure can slightly curve over time. By keeping the enclosure away from moisture and out of direct sunlight, you can minimize this.

Floracle is made to last for a very long time. Over time, the color of the wood might slightly fade. If you want to restore the color, you can use Bankirai wood oil, just like we did.

If you have any questions, remarks or issues, or just want to say hi, please contact us!

Green greetings,

Liza & Djurre

Team Floracle



Go to floracle.nl/support for this guide in other languages, the full Floracle manual, frequently asked questions and much more!



Your cabinet. In balance.

GET GROWING

Open to get started →

STEP 1

PLAN & PLACE THE ACCESSORIES



LIGHTS

Plants like light from above, but lights emit heat, so avoid direct contact or risk burning the leaves



SENSOR

Place the sensor away from heat and moisture sources for accurate and consistent readings



HUMIDIFIER

Moist air falls, like rain. Using a humidifier with a hose leading into the cabinet gives optimal results



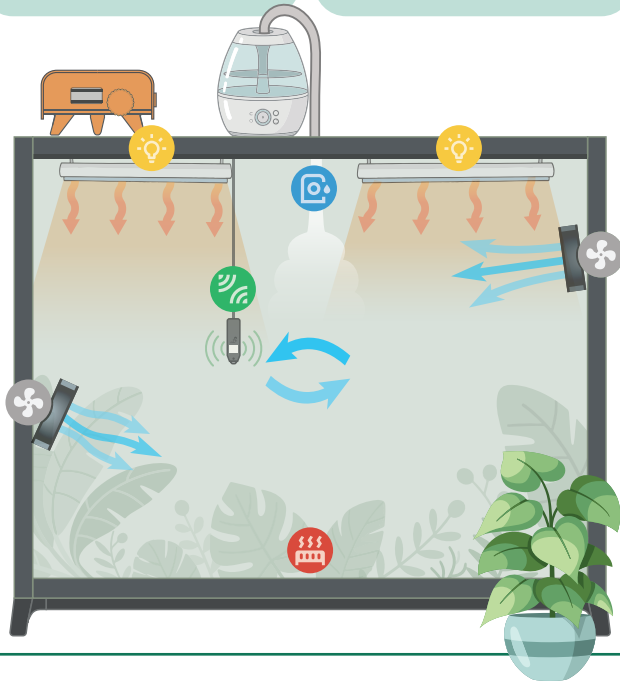
FANS

Position the fans in such a manner that their airflow distributes heat and humidity through the entire cabinet



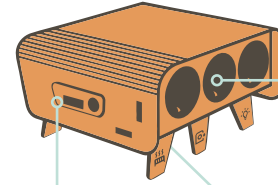
HEATER

Hot air rises, so place heat source low for easy distribution or use a heating cable for optimal results



STEP 2

CONNECT TO FLORACLE



Heater




Humidifier



Lights

BACK



SIDE



1 2



Pay attention to sensor connector orientation



Fan (group) 1 & 2



Sensor (included)

BOTTOM



Powercable (included)

STEP 3

FINISH SETUP

- Scan the QR code to use the Floracle app.
- or-
- Follow the on-screen steps to use Floracle directly.

Full control, in both modes.

